

# SYLLABUS 2024-25



शिक्षा का दीप जलाएँ - सतयोग का हथ बजाएँ

## AGRASAIN BOYS' SCHOOL

[Affiliated to Council for the Indian School Certificate Examinations, New Delhi]

21/A, Agrasain Street, Liluah, Howrah-711204

Phone : 2655 4544 / 4547

E-mail : [absceo@rediffmail.com](mailto:absceo@rediffmail.com)



# AGRASAIN BOYS' SCHOOL

Affiliated to the Council for the Indian School Certificate Examinations, New Delhi  
21/A, AGRASAIN STREET, LILUAH, HOWRAH – 711 204

Class : II

## Syllabus: 2024-25



*Dear Parents,*

*All teachers have been advised to follow this syllabus and teaching schedule strictly.*

*In case your child is sick or absent for a long time, please prepare him as per schedule of chapters given in this booklet.*

*Teachers of all sections will complete the syllabus at least two weeks before Assessment Test to facilitate interactive revision.*

*All workbooks will be filled in by students and submitted to subject teachers for checking as the chapters are completed term wise.*

*In case of difficulty please contact respective Teacher-in-Charge (Primary/Secondary).*

*Your co-operation will ensure better education to your child.*

*Principal*

## **English Language**

**Books prescribed:**

1. *Mastering Grammar bk 2*
2. *Burlington English Grammar bk 2*
3. *Friday Afternoon Comprehension & Composition bk 2*

### **UNIT I**

**Book: Mastering Grammar**

- ❖ Ch 2 Sentences.
- ❖ Ch 3 Statement & Questions
- ❖ Ch 4 Jumbled Sentences
- ❖ Ch 5 Naming Words
- ❖ Ch 6 Special Names
- ❖ Ch 7 Naming Words – One and More than one
- ❖ Ch 8 Naming Words – Male and Female

**Book: Burlington English Grammar bk2.**

- ❖ Ch 1 Nouns Common and Proper
- ❖ Ch 2 Nouns Countable and Uncountable
- ❖ Ch 3 Gender
- ❖ Ch 4 Nouns – Singular and Plural
- ❖ Ch 28 Punctuation

**Book: Friday Afternoon Comprehension and composition bk 3**

- ❖ Ch 1 Hard Work
- ❖ Ch 2 A Town Mouse and a Country Mouse
- ❖ Ch 4 The Doctor Who came Home
- ❖ Vocabulary – Antonyms.
- ❖ Unseen Comprehension.
- ❖ Paragraph Writing

**FOLLOW WHATEVER DONE IN THE BOOK AND COPY**

### **Half Yearly**

**Book: Mastering Grammar bk 2 .**

- ❖ Ch 9 Describing Words
- ❖ Ch10 Making Comparisons.
- ❖ Ch11 A, An, The
- ❖ Ch12 Use of 's
- ❖ Ch 13 I, We, You, She, He, It, They

- ❖ Ch 14 Me, Us, You, Him, Her, It, Them
- ❖ Ch 15 Mine, Yours, His, Hers, Ours, Theirs

### Revision Chapter : Ch 1 Sentence

#### Book : Burlington English Grammar bk 2

- ❖ Ch 5 Adjective
- ❖ Ch 6 Personal Noun
- ❖ Ch 7 Object Pronoun
- ❖ Ch 11 Possessive Adjective
- ❖ Ch 22 Comparatives
- ❖ Ch 23 Superlatives

#### Book: Friday Afternoon Comprehension and composition bk 2

- ❖ Ch 5 Dinner for a stranger
- ❖ Ch 7 The Kind Mousie
- ❖ Ch 9 A Lump of hold
- ❖ Ch 11 Baby Talk

*Vocabulary – Synonyms*

*Unseen comprehension*

*Unseen Picture composition*

*Paragraph Writing*

**FOLLOW WHATEVER DONE IN THE BOOK AND COPY**

## Unit II

#### Book: Mastering Grammar bk 2

- ❖ Ch16 Doing Words
- ❖ Ch 17 Am, Is, Are
- ❖ Ch18 Was, Were
- ❖ Ch19 Has, Have
- ❖ Ch 20 Had
- ❖ Ch 22 Is, Am, Are, With - ing Form of Doing words

#### Book: Burlington English Grammar bk 2

- ❖ Ch 8 Am, Is, Are
- ❖ Ch 9 Have, Has, Got
- ❖ Ch 12 Verbs
- ❖ Ch 21 Was, Were

#### Book: Friday Afternoon Comprehension and composition bk 2

- ❖ Ch 12 The Monkey Box
- ❖ Ch 14 Shoes
- ❖ Ch 15 A Camel and A Jackal

*Vocabulary – Homophone, Spotting and Correcting Mistakes*

*Unseen Comprehension*

*Paragraph Writing*

**FOLLOW WHATEVER DONE IN THE BOOK AND COPY**

# Annual

## Book : Mastering Grammar bk 2

- ❖ Ch 25 In, On, Behind, Under
  - ❖ Ch 26 Joining Words – And, But, Or
  - ❖ Ch 27 Who, What, Where, Which, When
- Revision Chapter: Ch 16 Doing Words*

## Book: Burlington English Grammar bk 2

- ❖ Ch 10 Contraction
  - ❖ Ch 17 Adverbs
  - ❖ Ch 26 Preposition
  - ❖ Ch 27 Conjunction
- Revision Chapter: Ch 22 Comparative  
Ch 23 Superlative*

## Book : Friday Afternoon Comprehension and Composition

- ❖ Ch 20 The Bear's Lost Tail
  - ❖ Ch 22 The Priest and his Horse
  - ❖ Ch 27 The Baby Sparrow
  - ❖ Ch 30 A Watering Rhyme
- Vocabulary: One Word Substitution for Phrases or sentences  
Unseen Comprehension  
Unseen Paragraph Writing*

# PROJECT

## Half Yearly

### Topic 1

A. Put each set of word in alphabetical order:( one has been done for you)

friend	farm
flag	_____
farm	_____
fish	_____

pig	part
play	_____
plan	_____
part	_____

glove	farm
globe	_____
glue	_____
glow	_____

B. Put these words in alphabetical order. Frame a sentence with each:


Apple, me, zoo, happy, who, on

**Topic 2**

With the help of the given clue complete the story and design the picture on the board.

Read the story and design the picture on the board.

There was \_\_\_\_ basket on the table. It was full of apples. Swara took \_\_\_\_ apple from \_\_\_\_ basket. She ate \_\_\_\_ apple. \_\_\_\_ apple was sweet and juicy. She was very happy.



**Note :** Do the project in English Language Project Copy.

**ANNUAL**

**Topic 1**

What do you see in the picture given below? Write the sentences using a, an & the. One has been done for you.


IV. What do you see in the picture ? Remember to add a, an or the.



1. an old man with an umbrella.
2. \_\_\_\_\_
3. \_\_\_\_\_
4. \_\_\_\_\_
5. \_\_\_\_\_
6. \_\_\_\_\_
7. \_\_\_\_\_
8. \_\_\_\_\_

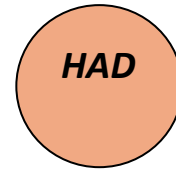
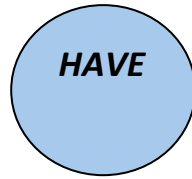
**Topic 2**

Using the given preposition frame sentences on the picture:


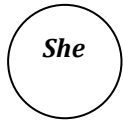


**With, in, for, over, into, away, under, behind**


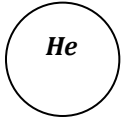
The words 'has' 'have' and 'had' are given in three big circles. Match the colours of big and small circles and fill in the appropriate words in empty small circles. One has been done for you.





Class : II




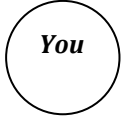
*A set of pens.*




*A nice flower*




*Done my work.*



*Got good marks.*



*Visited this place*



*Come to dinner*

**Note : Do the project in English Language Project Copy.**

---

## ***ENGLISH LITERATURE***

---

### **Books prescribed:**

1. *21st Century English for ICSE Schools. Burlington English – (Grade II).*

### **Unit I**

- ❖ Chapter – 1 The Giant and His Garden.
- ❖ Chapter – 2 The Jungle Book – Rudyard Kipling.
- ❖ Summer Time Rock (Poem)

**Follow the Class Work copy and bk.**



## Half Yearly

- ❖ Chapter-3 The Dream of Little Tuk- Hans Christian Andersen.
- ❖ Chapter – 4 Four Friends and the Hunter- a tale from the Panchatantra.
- ❖ Chapter-5 The Ant and the Dove- an Aesop’s fable.
- ❖ Food so precious!- Prayag Shukla (Poem)  
*The Giant and His Garden (Revision Chapter)*  
*Summer Time Rock (Revision Poem)*

**Follow whatever done in the Class Work copy and bk.**

## Unit II

- ❖ Chapter -6 The Different Seasons- a Jataka tale.
- ❖ Chapter – 7 The Terrible Shovels – Roald Dahl.
- ❖ The Boy Who Never Told a Lie. (Poem)  
*The Dream of Little Tuk- Hans Christian Andersen. (Revision Chapter)*

**Follow the Class Work copy and bk.**

## ANNUAL

- ❖ Chapter-8 The Night the Moon Went Missing – Shreya Yadav.
- ❖ Chapter -9 Grandfather Gandhi – Arun Gandhi and Bethany Hegedus.
- ❖ Chapter- 10 Say No to Germs – Srividhya Venkat
- ❖ Chapter – 11 Dan Is an Astronaut (Poem)  
*Summer Time Rock (Revision Chapter Poem)*  
*Chapter -5 The Ant and The Dove (Revision Chapter)*

**Follow the Class Work Copy and bk.**

## PROJECT

### Half Yearly

- 1) If you could imagine a new animal to join Mowgli and his animal friends in the jungle, what kind of animal would you choose and why. Stick the picture of the animal and write the reason of choosing.
- 2) Write about your Dream with reference to the story " The Dream of Little Tuk and stick picture if required.

## ANNUAL

- 1) Your friend is sick, make a Get well soon card for your friend.  
Materials : Use light colour chart paper.  
Draw / paint/ sketch / collage making as per your choice.
- 2) We see, hear and feel different things at different times of the year. Complete the sentences about the different seasons using the phrases given in the book mentioned below.

*Book: 21st Century English for ICSE Schools. Page: 77*

*(Refer to this book for the project)*

**Do it in the English Literature Project Copy.**

**Note – Cover and Decorate the Project copy according to the subject.**



---

# ***ENGLISH Reading Conversation***

---

Class : II

## **Books prescribed:**

1. *21st Century English For ICSE Schools*

## **Unit-I**

- ❖ Chap 1 : The Giant and His Garden
- ❖ Chap 2: The Jungle Book

## **Half Yearly**

- ❖ Chap 3: The Dream of Little Tuk
- ❖ Chap 5 : The Ant and the Dove

## **Unit-II**

- ❖ Chap 6 : The Different Seasons
- ❖ Chap7: The Terrible Shovels

## **ANNUAL**

- ❖ Chap 8: The Night the Moon Went Missing
- ❖ Chap 9 : Grandfather Gandhi

---

# ***ENGLISH SPELLING & DICTATION***

---

## **UNIT I**

- ❖ Follow whatever done in the classwork copy

## **HALF YEARLY**

- ❖ Follow whatever done in the classwork copy

## **UNIT II**

- ❖ Follow whatever done in the classwork copy

## **ANNUAL**

- ❖ Follow whatever done in the classwork copy

## 2<sup>nd</sup> LANGUAGE : HINDI

Class : II

### Books prescribed:

- 1- अविरल हिन्दी पाठमाला – भाग २
- 2- हिन्दी सुलेख माला – भाग २

### Unit - I

पुस्तक- १) अविरल हिन्दी पाठमाला – भाग २

- ❖ पाठ -1) सपने क्यों हैं आते ! (कविता)
- ❖ पाठ -3) बुद्धि या बल

२) हिन्दी सुलेख माला – भाग २

पृष्ठ संख्या – (2 से 13 तक)

**Follow whatever done in the Class.**

### Half Yearly

पुस्तक- १) अविरल हिन्दी पाठमाला – भाग २

- ❖ पाठ -4) वसंत (कविता)
- ❖ पाठ -5) साहसी बालक
- ❖ पाठ -6) पॉलीबैग न लेना भैया
- ❖ पाठ -7) भगदड़ (कविता)
- ❖ अनुच्छेद लेखन

२) हिन्दी सुलेख माला – भाग २

❖ पृष्ठ संख्या – (14 से 25 तक)

**Follow whatever done in the Class.**

### Unit II

पुस्तक- १) अविरल हिन्दी पाठमाला – भाग २

- ❖ पाठ -9) पेड़- पौधे और हम
- ❖ पाठ -10) दादाजी का कोट (कविता)

२) हिन्दी सुलेख माला – भाग २

❖ पृष्ठ संख्या – (26 से 37 तक)

**Follow whatever done in the Class.**

### Annual

पुस्तक- १) अविरल हिन्दी पाठमाला – भाग २

- ❖ पाठ -11) ऐसे बनी बिल्ली पालतू जानवर

- ❖ पाठ -12) टपके का घर
- ❖ पाठ -13) कंप्यूटर कैसा ? (कविता)
- ❖ पाठ -14) दादी का खजाना
- ❖ अनुच्छेद लेखन
- २) हिन्दी सुलेख माला – भाग २
- ❖ पृष्ठ संख्या – (38 से 48 तक)

Follow whatever done in the Class.

## Project

### Half Yearly

- ❖ विषय – रक्षाबंधन
- ❖ रक्षाबंधन पर चित्र लगाते हुए इस पर १० पंक्तियाँ परियोजना कॉपी में लिखिए ।

### ANNUAL

- ❖ विषय- होली
- ❖ होली त्योहार का विभिन्न चित्र लगाते हुए इस पर १० पंक्तियाँ परियोजना कॉपी में लिखिए ।

## 2<sup>nd</sup> LANGUAGE : BENGALI

### Books prescribed:

१. আলোর ফুলকি (২)
২. বোধলিপি (২)

### Unit I

পুস্তকের নাম: আলোর ফুলকি (২)

- ❖ যুক্ত ব্যঞ্জন সহযোগে শব্দ গঠন ( ক থেকে ঙ পর্যন্ত)
  - ❖ পাঠ -১ : খোকার ইচ্ছা
  - ❖ পাঠ ২ : গুরুদক্ষিণা
- পুস্তকের নাম: ‘ বোধলিপি ‘  
পৃষ্ঠা ৩ থেকে পৃষ্ঠা ১৫ পর্যন্ত

(Follow whatever done in class.)

### Half Yearly

পুস্তকের নাম : ‘ আলোর ফুলকি’ (২)

- ❖ যুক্ত ব্যঞ্জন সহযোগে শব্দ গঠন ( চ থেকে ত্ব পর্যন্ত)
- ❖ পাঠ- ৩ : চাঁদ মামার দেশে

- ❖ পাঠ-৪ : নরেনের বিবেক প্রাপ্তি
- ❖ পাঠ- ৭ : বাবা আর মা
- ❖ পাঠ-৮ : তোতাইয়ের বন্ধু
- ❖ পুস্তকের নাম : ‘ বোধলিপি’  
পৃষ্ঠা ১৬ থেকে ২৫ পর্যন্ত
- ❖ অনুচ্ছেদ : শ্রেণীতে যা করানো হবে।

(Follow whatever done in class.)

## Unit II

পুস্তকের নাম : ‘ আলোর ফুলকি’ (২)

- ❖ যুক্ত ব্যঞ্জন সহযোগে শব্দ গঠন ( ত্র থেকে অপরাহ পর্যন্ত)
- ❖ পাঠ: ৯ ছুটি
- ❖ পাঠ: ১০ সিদ্ধার্থের করুণা  
পুস্তকের নাম : ‘ বোধলিপি’ (২)
- ❖ পৃষ্ঠা ২৬ থেকে ৩৬ পর্যন্ত।

(Follow whatever done in class.)

## ANNUAL

পুস্তকের নাম: ‘ আলোর ফুলকি’ (২)

- ❖ যুক্ত ব্যঞ্জন সহযোগে শব্দ গঠন ( জ্জ্ব থেকে দ্র আর ত্র থেকে অপরাহ [revision] পর্যন্ত)
- ❖ পাঠ- ১৩ : ময়নামতী কঙ্কাবতী
- ❖ পাঠ- ১৬ : দস্যু রত্নাকর কিভাবে বাল্মিকী হলেন
- ❖ পাঠ -১৮ : আমাদের দেশ
- ❖ পাঠ – ১৯: জল
- ❖ পাঠ-১০ : সিদ্ধার্থের করুণা ( revision)  
পুস্তকের নাম : ‘ বোধলিপি ‘ (২)
- ❖ পৃষ্ঠা ৩৭ থেকে পৃষ্ঠা ৪৮ পর্যন্ত।
- ❖ অনুচ্ছেদ: শ্রেণীতে যা করানো হবে।

(Follow whatever done in class.)

## Project

**Halfyearly-** আমাদের চারপাশে যে সমস্ত পাখি দেখতে পাও তাদের মধ্যে যেকোনো চারটি পাখির ছবি এঁকে বা লাগিয়ে তাদের প্রত্যেকটি সম্পর্কে দুটি করে বাক্য লেখ।

**ANNUAL -** তোমার প্রিয় উৎসব সম্পর্কে আটটি বাক্য লেখ এবং সেই সংক্রান্ত ছবি আঁকো বা ছবি লাগাও।

**Note: Do the project in the Bengali project copy.**

---

# MATHEMATICS

---

## Books prescribed:

1. *Number Ace (bk-2) (NAbk-2)*
2. *Empowering Mental (Maths (2) (EMNbK-2)*
3. *Reasoning booster ( level -2 ) ( RB)*

## UNIT I

### Number Ace (bk-2) (NAbk-2)

- ❖ Chap – 1 Numbers upto 999
- ❖ Chap – 2 Addition

### Empowering Mental (Maths (2) (EMNbK-2)

- ❖ Chap 1 - Numbers
- ❖ Chap -2 Addition

### Reasoning booster ( level -2 ) ( RB)

- ❖ Ch-4 odd one out

**(Note- Practice whatever done in class)**

## Half Yearly

### Number Ace (bk-2) (NAbk-2)

- ❖ Ch -3 Subtraction
- ❖ Ch-4 Multiplication
- ❖ Ch – 11 Patterns
- ❖ Ch-12 Data Handling
- ❖ Ch-1 Numbers up to 999 (Revision )
- ❖ Tables 2 to 12.

### Empowering Mental (Maths (2) (EMNbK-2)

- ❖ Ch -3 Subtraction
- ❖ Ch- 4 Multiplication
- ❖ Ch -12 Data Handling
- ❖ Ch- 13 Patterns

### Reasoning booster ( level -2 ) ( RB)

- ❖ Ch – 1 Patterns
- ❖ Ch - 5 Analogy
- ❖ Ch – 6 Ranking Test

**(Note- Practice whatever done in class)**

## UNIT II

### Number Ace (bk-2) (NAbk-2)

- ❖ Ch – 5 Division

- ❖ Ch – 7 Equal Parts
- ❖ Ch – 9 Money
- ❖ Ch – 3 Subtraction ( Revision)

### Empowering Mental (Maths (2) (EMNbK-2)

- ❖ Ch – 5 Division
- ❖ Ch – 6 Money

### Reasoning booster ( level -2 ) ( RB)

- ❖ Ch – 7 Grouping of figures and Embedded figures.

(Note- Practice whatever done in class)

## ANNUAL

### Number Ace (bk-2) (NAbk-2)

- ❖ Ch – 6 Shapes
- ❖ Ch - 8 Measurements
- ❖ Ch – 10 Time
- ❖ Ch – 5 Division ( Revision )
- ❖ Ch – 6 Shapes ( Revision )

### Empowering Mental (Maths (2) (EMNbK-2)

- ❖ Ch – 7 Time and Calendar
- ❖ Ch – 8 Geometry
- ❖ Ch – 9 Measurement of length
- ❖ Ch – 10 Measurement of weight
- ❖ Ch – 11 Measurement of capacity

### Reasoning booster ( level -2 ) ( RB)

- ❖ Ch – 2 Measuring units
- ❖ Ch – 3 Geometrical Shapes
- ❖ Ch – 8 Coding – Decoding


(Note- Practice whatever done in class)

## Project

### Half Yearly

**Roll the two dice twice and write the numbers in the boxes. Compare the numbers using symbol  $<$ ,  $>$  or  $=$ .**

<input type="text"/>	<input type="text"/>	<input type="text"/>
<input type="text"/>	<input type="text"/>	<input type="text"/>
<input type="text"/>	<input type="text"/>	<input type="text"/>
<input type="text"/>	<input type="text"/>	<input type="text"/>
<input type="text"/>	<input type="text"/>	<input type="text"/>



<input type="text"/>	<input type="text"/>	<input type="text"/>
<input type="text"/>	<input type="text"/>	<input type="text"/>
<input type="text"/>	<input type="text"/>	<input type="text"/>
<input type="text"/>	<input type="text"/>	<input type="text"/>
<input type="text"/>	<input type="text"/>	<input type="text"/>

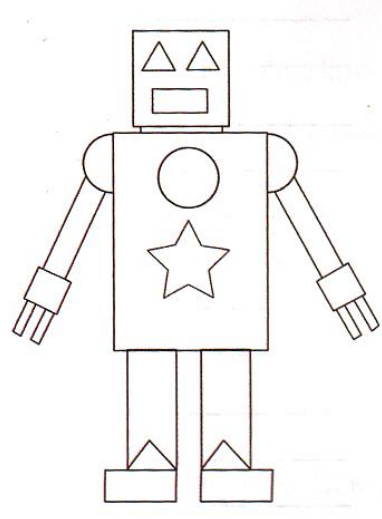
1. Make a list of any five objects which are lighter than your school bag. Paste picture/drawing about them.
2. Now make a list of any five objects which are heavier than your school bag. Paste picture/drawings about them.  
You can take the picture from newspaper/magazines/internet etc.

### Annual

1. Identify the lines for each of the letters given from the English alphabet and count them.

(a)	<b>A</b>	Horizontal lines _____
		Vertical lines _____
		Slanting lines _____
(b)	<b>E</b>	Horizontal lines _____
		Vertical lines _____
		Slanting lines _____
(c)	<b>F</b>	Horizontal lines _____
		Vertical lines _____
		Slanting lines _____
(d)	<b>H</b>	Horizontal lines _____
		Vertical lines _____
		Slanting lines _____
(e)	<b>I</b>	Horizontal lines _____
		Vertical lines _____
		Slanting lines _____

2. Draw and colour the figure as per the colour code given and count the lines in the figure given below.



**Colour Code**

<span style="color: red;">●</span> red	<span style="color: yellow;">■</span> yellow
<span style="color: green;">▲</span> green	<span style="color: blue;">■</span> blue

<input type="checkbox"/>	Curved lines
<input type="checkbox"/>	Slanting lines
<input type="checkbox"/>	Vertical lines
<input type="checkbox"/>	Horizontal lines

**Note: Do the project in the Mathematics project copy.**



---

# *E. V. S.*

---

## **Books prescribed:**

1. *A Happy World, bk2*

## **UNIT I**

- ❖ I Love myself
- ❖ Chap-1 Our Wonderful body
- ❖ Chap-2 Food for us.
- ❖ Chap-3 Clothes for us.

## **Half-Yearly**

- ❖ Chap-4 We need Shelter
- ❖ Chap-5 I love my school
- ❖ Chap-6 My neighbourhood
- ❖ Chap-7 Water
- ❖ Chap-8- Festivals are fun.

## **UNIT II**

- ❖ Chap-9 Having fun.
- ❖ Chap-10 Up in the sky
- ❖ Chap-11 Plants our friends
- ❖ Chap--12 Animals, our friends

## **ANNUAL**

- ❖ Chap-13 Seasons
- ❖ Chap-14 Pollution
- ❖ Chap-15 Travel and Communication
- ❖ Chap-16 Time, direction and Space.
- ❖ Chap-17 Be safe!

## **Project**

### **Half-Yearly**

- 1) Take an adult's help to cut out pictures of different types of houses from a newspaper/magazine. Paste them and write about the material required to make them.
- 2) Make a table and write the names of body-building under group A , Energy giving food under group B and Protective food under group C.

### **ANNUAL**

- 1) Draw an outline of a tree. Stick pictures/draw 5 things we get from a plant
- 2) Draw /Stick a first aid box and write the names of things we keep inside it and write 2 importance of First Aid box

**Note: Do the projects in your project copy.**

---

# COMPUTER

---

## Books prescribed:

1. *Track Pad (TP) bk2*

Class : II

## UNIT I

- ❖ Ch-1-Computer - An Electronic Device
- ❖ Ch-2 Role of Computers

## Half yearly

- ❖ Ch-3 Input and Output devices.
- ❖ Ch-4 Computer Keyboard.
- ❖ Ch-2 Role of Computers (Rev)

## UNIT II

- ❖ Ch-5 Computer Mouse.
- ❖ Ch-7 File Management- An Introduction

## ANNUAL

- ❖ Ch-6- Introduction to Paint
- ❖ Ch-4- Computer Keyboard (Rev)
- ❖ Ch-1-Computer-An Electronic Device (Rev)
- ❖ Ch-5- Computer Mouse.(Rev)

## PROJECT

### Half Yearly

Stick/Draw Pictures of 2 input devices & 3 output devices and write their functions.

### ANNUAL

- 1) Draw/ stick pictures of any 5 storage devices, write their name and 2-3 lines on each of them.
- 2) Draw/stick pictures of any 5 storage items you have in your home. Write their names and also the things you store in them. (do the projects in your project copy)

---

# MORAL SCIENCE

---

## Books prescribed:

1. *INSPIRING SOULS BK 2*

## UNIT I

- ❖ CHP – 1: Someone sees You
- ❖ CHP – 2: Pleasing Ways
- ❖ CHP – 3 :Peter and the Treasure book

## HALF YEARLY

- ❖ CHP- 4 : The Slave and the lion
- ❖ CHP 5 : Golden Eggs
- ❖ CHP 6 : A Bundle of Sticks
- ❖ Daily Morning Prayer

## UNIT II

- ❖ CHP -7: The Answer Sheet
- ❖ CHP -8: Four Friends and the Hunter
- ❖ CHP 6: A bundle of sticks (Revision)

## ANNUAL

- ❖ CHP -9 : The Brave Octopus
  - ❖ CHP – 10: The Rose Thorn
  - ❖ CHP – 11 : King Cobra and the ants.
- Prayer at the close of the day.**  
**Follow the classwork copy.**

---

## *SUPW*

---

## HALF YEARLY

### Community Based Service:

- ❖ Activity I: Social Awareness Poster Making

### Main Craft Service

- ❖ Activity II: Best Out Of Waste
- ❖ Activity III: Collage making
- ❖ Activity IV: Paper Origami
- ❖ Activity V: Sand paper art.

**(Follow the Activities Done in the Class)**

## ANNUAL :

### Community Based Service

- ❖ Activity VI: Clean your desk and belongings

### Main Craft Service

- ❖ Activity VII: Chart Making
- ❖ Activity VIII: Impression work.
- ❖ Activity IX: Clay Art.
- ❖ Activity X: Card Making.

**(Follow the Activities Done in the Class)**

---

# SUBJECT- ART EDUCATION

---

## Books prescribed:

1. *The Creative Strokes Book(2)- [CSB-2]*
2. *Big Book of Drawing and Colouring -2 [BBDC2]*

Class : II

## Half-Yearly

**Materials need for regular drawing classes:-** Drawing Book (CSB-2), drawing copy, 25/50 shade colour box, 1pcs of Black sketch pen/ glass marking pencil.

- ❖ **Theory part** –follow whatever done in class for theory portion.
- ❖ **Practical part:-**
  1. The Creative Strokes Book(2)- [CSB-2] – full Book.
  2. **Seen Drawing:-** Scenery/ Composition – Follow whatever done in classroom.
  3. **Unseen Drawing:-** Topic will be disclosed in the exam.

## ANNUAL

**Materials need for regular drawing classes:-** Drawing Book (BBDC2), drawing copy, 25/50 shade colour box, 1pcs of Black sketch pen/ glass marking pencil.

- ❖ **Theory part** –follow whatever done in class for theory portion.
- ❖ **Practical part:-**
  1. Big Book of Drawing and Colouring -2 [BBDC2]- Full Book.
  2. **Seen Drawing:-** Scenery/ Composition – Follow whatever done in classroom.
  3. **Unseen Drawing:-** Topic will be disclosed in the exam.

## Project

### Half Yearly

Draw 5pcs any kind of **landscape** scenery and colour with oil pastel colours. After with this scenery make a album book and decorate it.

### ANNUAL

Draw 5pcs any kind of **portrait** scenery and colour with oil pastel colours. After with this scenery make a album book and decorate it.

---

# MUSIC

---

## HALF YEARLY

1. Vandana
2. Patriotic Song
3. English Song

## ANNUAL

4. Mantra
5. Bengali Song
6. English Song

---

## ***P.T.***

---

### **Half-yearly**

- ❖ Brisk walking.
- ❖ Jogging.
- ❖ Agility work-out.
- ❖ Drill (1-3).
- ❖ Forward rolling.
- ❖ Hurdles jump
- ❖ Side run
- ❖ Back run
- ❖ Frog jump
- ❖ Spot jump

### **ANNUAL**

- ❖ Jogging
- ❖ Free hand exercise.
- ❖ Jumping exercise.
- ❖ Short jump.
- ❖ Calisthenics.
- ❖ Recreation game.
- ❖ Stretching exercise.

---

## ***General Knowledge***

---

### **Books prescribed:**

1. *GENERAL KNOWLEDGE BOOK 2 ( GK)*

### **UNIT I**

- ❖ Topic 1: Inside Me
- ❖ Topic 2 My Magic Keeps You Alive!
- ❖ Topic 3: Easy Does It
- ❖ Topic 4: Take-off
- ❖ Topic 5: Paint a Picture
- ❖ Topic 6: Wave It with Pride!.
- ❖ Topic 7: Fast Facts.
- ❖ Topic 8 Animal Planet
- ❖ Topic 9: Sports and More
- ❖ Topic 10: Fully Alive

### **Half Yearly**

- ❖ Topic 11: Working
- ❖ Topic 12: Love for the Language.
- ❖ Topic 13: Light Up
- ❖ Topic 14: Root for Me..
- ❖ Topic 15: Bag It

- ❖ Topic 16: I Know the Difference.
- ❖ Topic 17: Take a Trip to Europe...
- ❖ Topic 18: Know Your Neighbours.
- ❖ Topic 20: Green Thumb.

#### **CURRENT AFFAIRS**

### **UNIT II**

- ❖ Topic 21: They are Everywhere!
- ❖ Topic 22: Play Time
- ❖ Topic 23: Travel Time!
- ❖ Topic 24: Taste of India
- ❖ Topic 25: Let Them Live.
- ❖ Topic 26: In a Group!
- ❖ Topic 27: Music to the Ears!
- ❖ Topic 28: Standing Tall

### **ANNUAL**

- ❖ Topic 29: Finding it is Easy!
- ❖ Topic 30: Being Safe.
- ❖ Topic 31: Home, Unusual Home.
- ❖ Topic 32: Dial Quickly
- ❖ Topic 33: Best Before....
- ❖ Topic 34: I Know My India
- ❖ Topic 35: Meet and Greet
- ❖ Topic 36: Rumble, Tremble

#### **CURRENT AFFAIRS**

**Follow whatever done in the book and copy.**

---

## ***ENGLISH Handwriting***

---

- ❖ Follow whatever done in the class

